
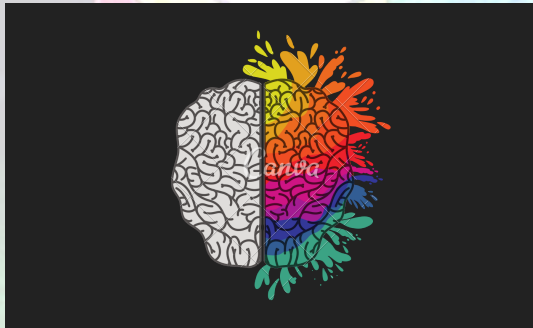


ART NOV. 2019 NEWSLETTER



Showcasing the art and artists of Woodland Park.



Be Art Smart

What does it mean to be art smart? We know that subjects like math, reading, and writing are important, but why is art important as well even if our kids don't become artists later in life? One reason is mental health and even very young kids are at risk today of the negatives affects poor mental health can have on them. Art may not fix a situation, but it can give a voice to someone that otherwise may not know how to communicate their thoughts and feelings. It is also one of the greatest tools in learning to problem solve. Art can teach us to think creatively about any number of situations and gives us the confidence to express our ideas. The arts are a powerful tool that can add joy, expression, creativity, and much more to a child's life. Checkout small ways for your child to be art smart in this and the next art newsletter.

<https://artsedge.kennedy-center.org/families/at-school/all-for-arts-education/raising-smart-art-students>

MUFFALO POTATO! Home Shop Episodes Contact Gallery Teachers

LEARN TO DRAW IN MINUTES USING ONLY NUMBERS AND LETTERS!

NEW EPISODE EVERY SATURDAY!

SUBSCRIBE!

Subscribe right here to get all of Muffalo's weekly episodes on how to draw using numbers and letters!

FREE APP!

HOLY GUACAMOLE! GET 10 FREE DRAWINGS WHEN YOU DOWNLOAD THE MUFFALO POTATO APP FROM THE APP STORE. GO BUT!

"Thanks Muffalo for teaching me how to draw so fast!"
-Matthew B.

GET IT!

GET FUN STUFF!

Head on over to the Muffalo Potato store where you can grab lots of neat things like the Muffalo Potato drawing app, fun T-Shirts, school supplies and more!

LET'S BE FRIENDS!

Stay connected with us, we like to talk and draw a lot!

IT'S SO EASY! AND IT'S FUN TOO! CREATE ART IN MINUTES USING SHAPES YOU CAN ALREADY DRAW

Monthly Art Tip

Check out the website muffalopotato.com if you haven't already! It's a fun and funny way to learn how to draw. The host along with his goofy friend Muffalo teach how to draw using numbers and letters. It's great for all ages!

Follow Us:
Elem Panther Artists






KINDER

Kindergarten has been learning about lines. They began by practicing and observing lines around them. Students have spent the last 4 weeks rotating through their art centers to explore lines more. They have experiences with painting, building, drawing, and clay to discover all the ways lines are used in art.



1ST GRADE

Students used real pieces of Indian Corn to discover what lines, shapes, and textures could be used to create their paper picture. We began by adding circles and ovals on their paper corn cob. Students then cut triangles and crumbled them for the husks helping to add some texture. Finally, they were able to add a decorative frame around their corn.



2ND GRADE

Second grade worked on printing techniques to make their fall leaf prints. They focused on using the primary colors to make secondary colored leaves. Chalk pastels were used to add contour lines and make their leaves appear to glow. We got messy and had fun creating this unique work!



3RD GRADE

These brightly colored landscapes by 3rd grade were created with oil pastels. Students began by focusing on the space in a landscape. They learned about the horizon line, near, and far spaces. When they added color students practiced using warm and cool colors to make their images really pop. Students also practiced creating landscapes by using the website thisissand.com



4TH GRADE

4th graders first reviewed warm and cool colors by creating a paint pour which required them to get messy. Most students had lots of fun and didn't mind the mess! Using puffy paint they added a personal Mandala by repeating lines, shapes, and colors around in a circle called radial balance. There are some beautiful patterns and colors that students created!